

Alameda County

Human Impact Budget Hearing



Supervisor Wilma Chan Supervisor Nate Miley Supervisor Keith Carson



Alameda County Quick Facts

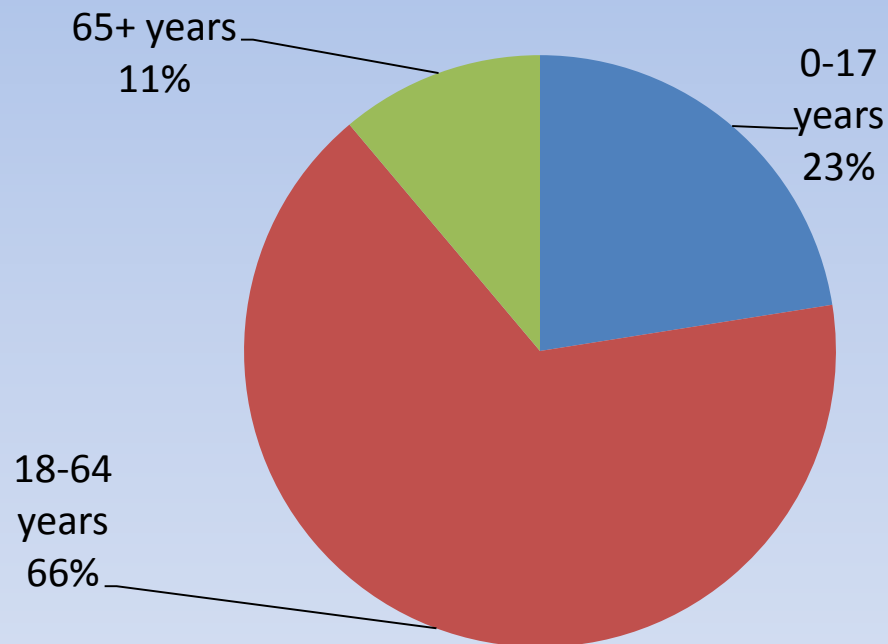
- 7th largest county in California
- 14 incorporated cities
- Unincorporated communities
 - Ashland, Castlewood, Castro Valley, Cherryland, Fairview, Happy Valley, Hayward Acres, Livermore-Amador Valley, San Lorenzo, and Sunol
- FY 2011-12 Budget - \$2.48 billion





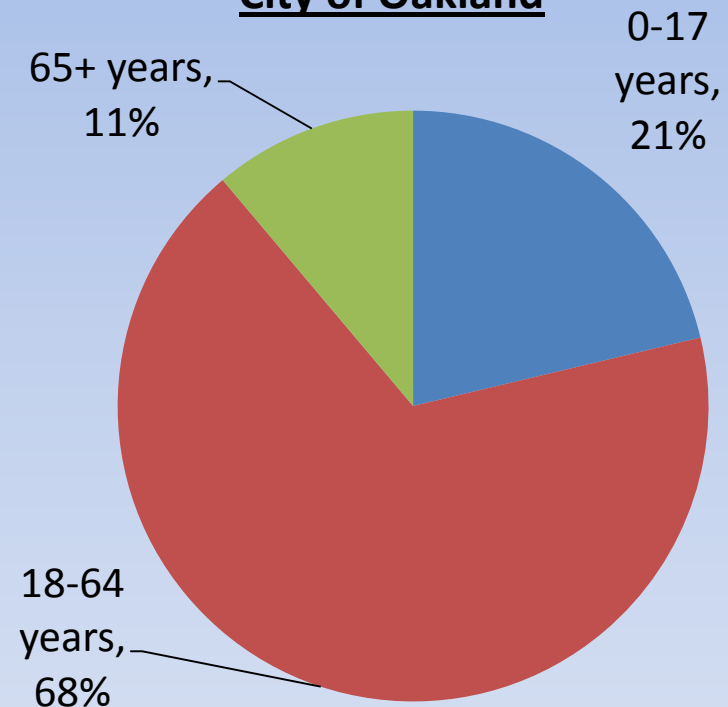
Population by Age Group

Alameda County



Total population: 1,510,271

City of Oakland



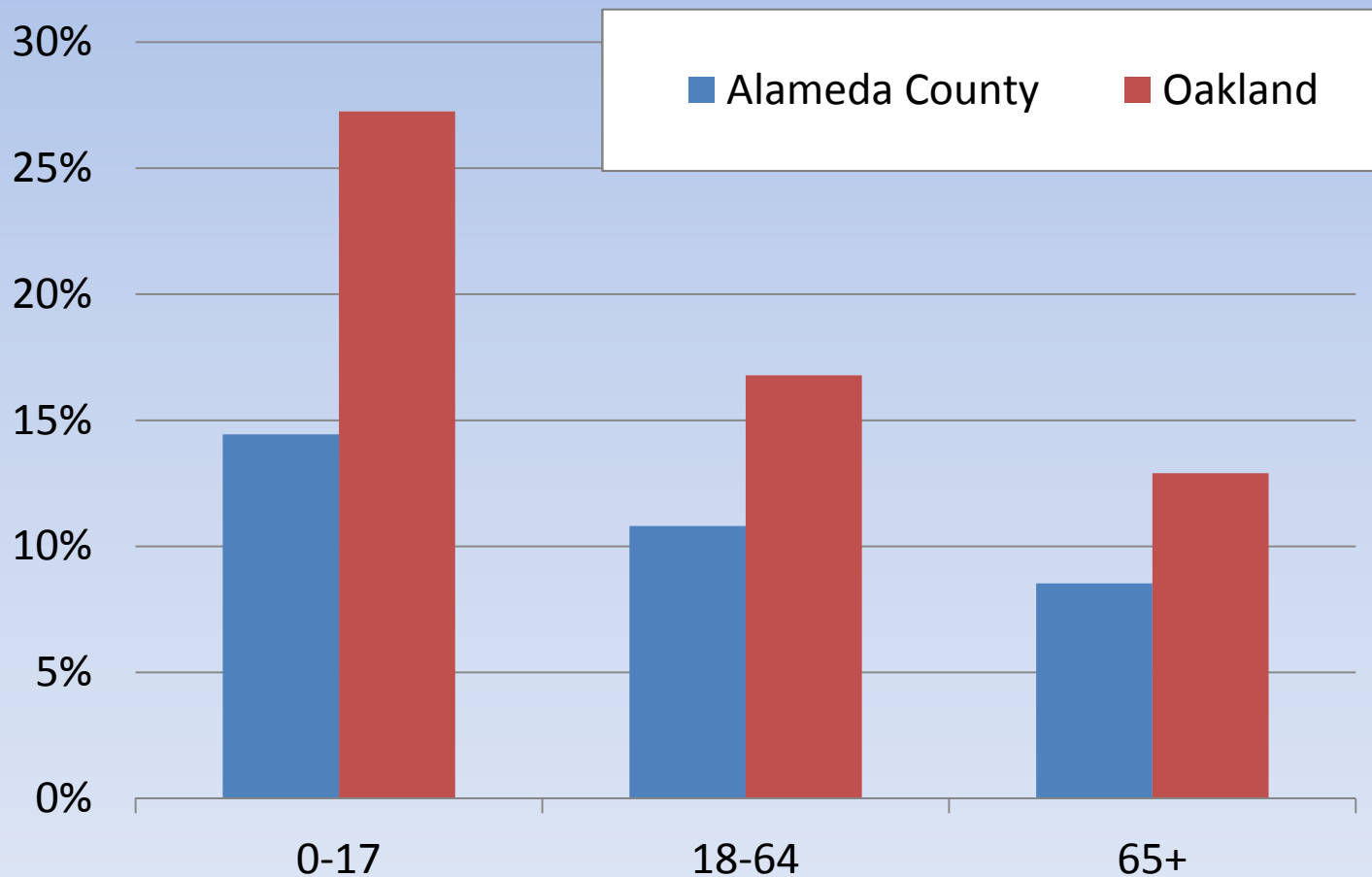
Total population: 390,724

- **65+ population is projected to grow (11% in 2010 and 16% in 2020)**






Poverty Rates by Age Group

Alameda County and Oakland





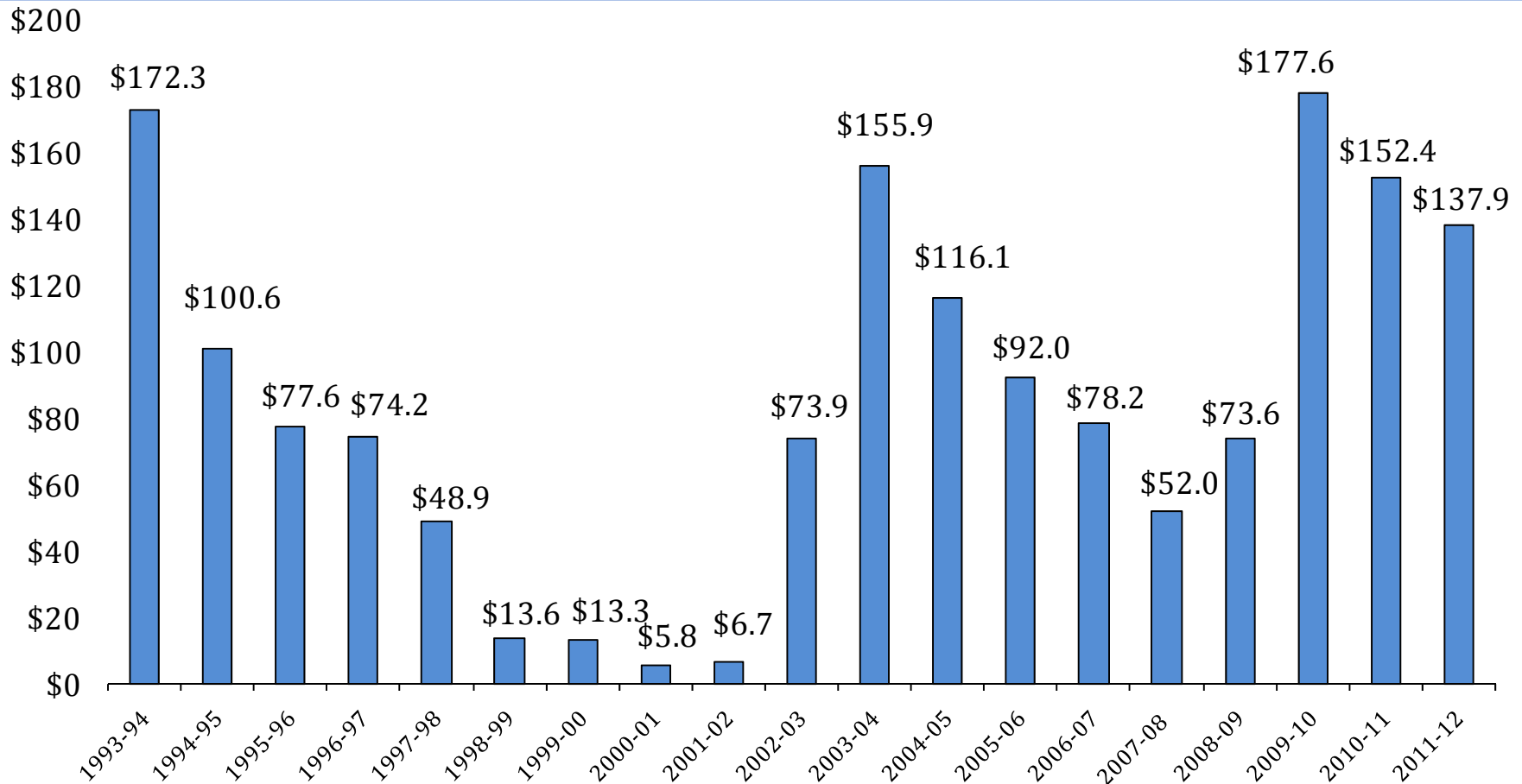
Increased Demand, Lower Revenues

- Economic downturn
 - Raises demand for services 
 - Decreases revenue 
- State funding decreases 
- Authority of County to raise revenue is limited
- Dramatic increase in requests for assistance:
 - California Work Opportunities and Responsibility to Kids (CalWORKs)
 - Food Stamps
 - Medi-Cal
 - In-Home Supportive Services (IHSS)



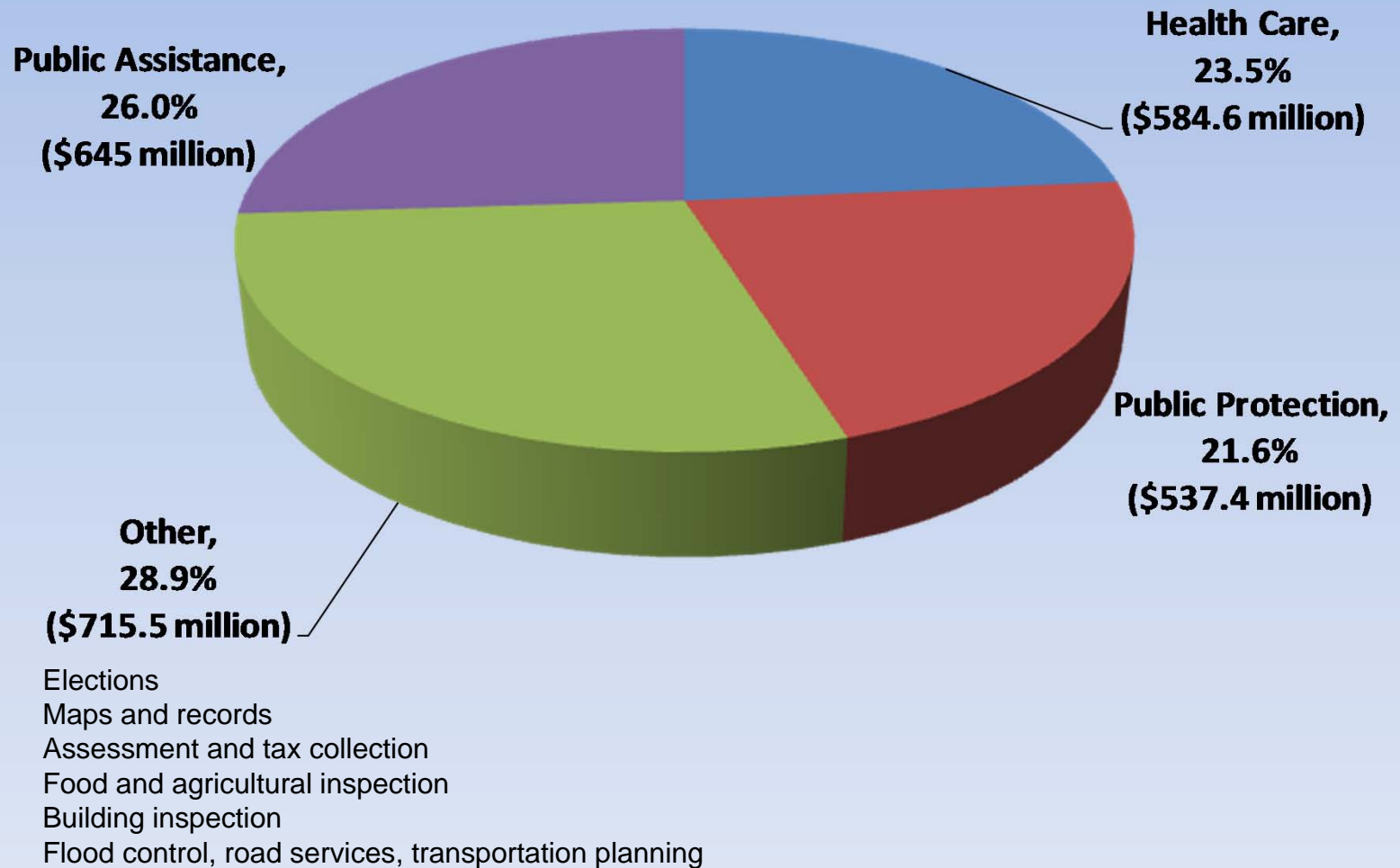


Alameda County Funding Gaps (in millions)



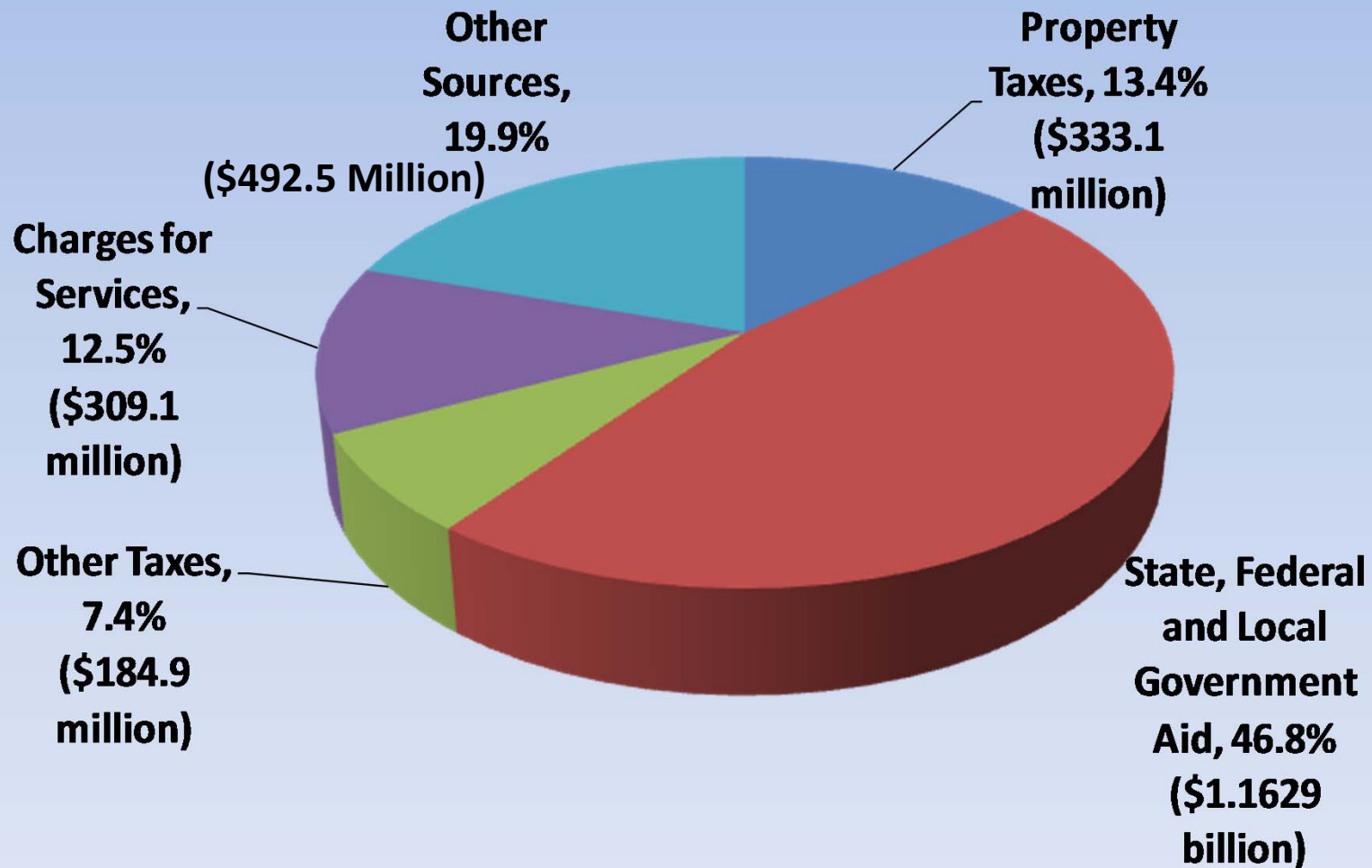


FY 2011-12 Final Budget By Service Area






FY 2011-12 Final Budget Funding by Source





Budget Timeline

- Board of Supervisors adopts Budget Strategy (December)
- Determine County Funding Needs (January-March)
- Funding Gap Determined: \$88.1 million (early April)
- **Budget Work Group Meetings (April-May)**
- Reduction Plans Prepared (May)
- Public Hearings (June)
- Board of Supervisors adopts Fiscal Year 2012-13 Budget (June)



In-Home Supportive Services

Overview


- IHSS provides **homecare for elderly/disabled persons** to allow them to stay in their own homes/communities when possible, as opposed to institutional care settings
- **18,000 Alameda County residents** receive IHSS from **17,700 IHSS workers**; in the **City of Oakland**, **8,669 residents** receive IHSS services and **5,796 IHSS workers** reside in the **City of Oakland**
- Average usage is about **25 hours per week**, per person.
County pays 18% of IHSS costs, and the remainder is paid by federal and state governments



In-Home Supportive Services

Summary of Cuts

- In 2011, the State implemented **3.6% across-the-board-cut in hours**
- In 2011, the State implemented the **requirement that doctors certify clients' needs for services**
- In 2012, the State proposed implementing **mid-year "trigger cuts,"** including 20% across-the-board reduction in IHSS hours, and the cut was blocked by federal court; State to appeal

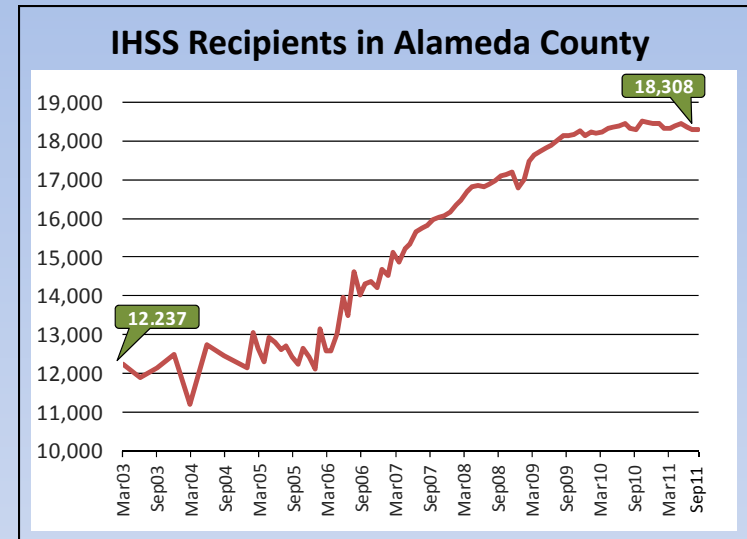


In-Home Supportive Services

Human Impacts in Alameda County

The Governor's Budget:

- Eliminates chore (as opposed to personal care) services for clients who live with others who are not also IHSS Clients and about **60% of clients** would be affected
- **Maintains the 20% trigger cut**, and these cuts would affect IHSS recipients' ability to receive basic care and remain in their homes
- Eliminates **millions in wages** to IHSS workers and the local economy, and many IHSS workers would **no longer qualify for employer-based health coverage under IHSS**





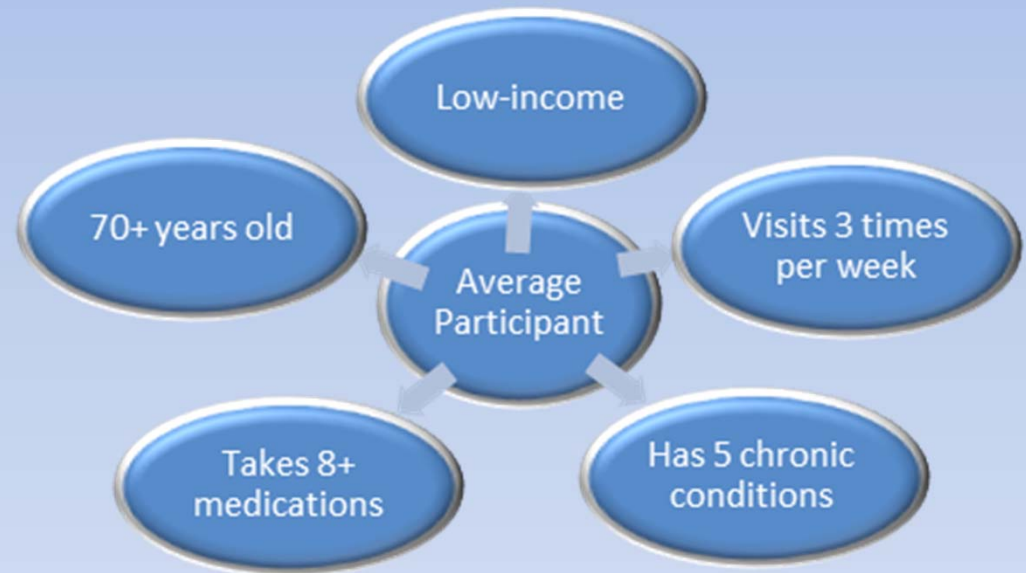
Alameda County
Health Care
Services
Agency

Adult Day Health Care (ADHC)

Overview

Profile of ADHC Alameda County 2011:

- Average number of individual clients served each year: **881**
- Average number of clients daily: **413**
- Gender: **Female: 70%; Male: 30%**
- Medi-Cal Insurance (Average): **90%**
- Age: **Over 70 years: 84%**
- Race/Ethnicity (Average):
 - **Asian 61%; African American 28%; Caucasian 7%; Hispanic/Latino 4%; Other <1%**
- Non-English Speaking (Average): **61%**





Alameda County
Health Care
Services
Agency

Adult Day Health Care

Summary of Cuts

- In 2012, State proposed implementing a 50% funding cut with stricter eligibility
- Currently, State is planning a reduction in enrollment and 10% rate cut

Human Impacts in Alameda County

- 245 current ADHC clients are “ineligible” for new program
- Less medical care: more ED and hospital visits and more institutions
- Families unable to work ➡ economic instability
- Destabilized family and individual health
- Increased cost of care: \$1,128 vs institution
- 1 of 7 centers will close

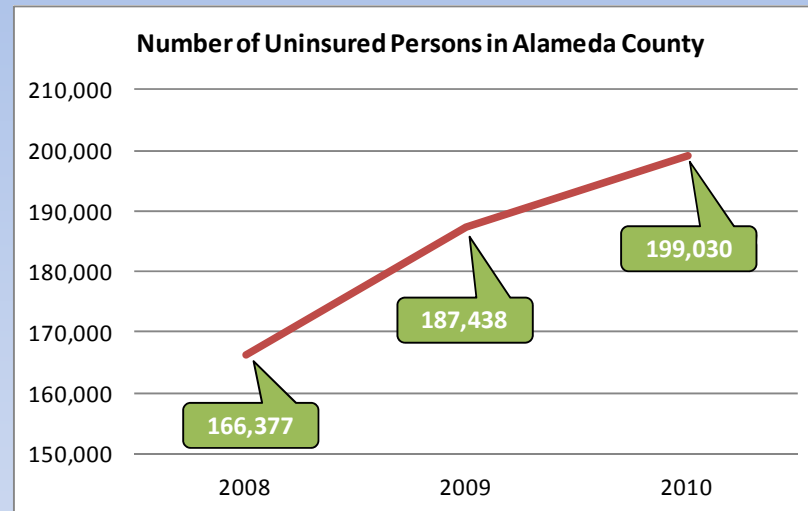




Alameda County
Health Care
Services
Agency

Medi-Cal & Healthy Families

Overview



- **Medi-Cal** is California's health care program that pays for a variety of **medical services for children and adults with limited income and resources**
- **Healthy Families** is low cost insurance for children and teens that provides **health, dental and vision coverage** to youth who do not have insurance and do not qualify for free Medi-Cal



Alameda County
Health Care
Services
Agency

Medi-Cal & Healthy Families

Overview

Current and Newly-Eligible Population Under Affordable Care Act

	Alameda County	Oakland (estimate)
Current # of residents who are eligible	275,000	>98,000
# of residents who will be newly eligible under ACA	62,000	>22,000

Economic Factors Driving Up Eligibility

- Recession ➡ large increase in number eligible
- Loss of jobs and employer-based health insurance ➡ increase in number of uninsured residents
 - **Almost 200,000 uninsured in Alameda County in 2010**
 - **City of Oakland: over 77,000 uninsured**



Alameda County
Health Care
Services
Agency

Medi-Cal & Healthy Families

Summary of Cuts

- In 2012, the State proposed:
 - Movement of many recipients to managed care plans, including 24,000 person with disabilities
 - Reduction in scope of benefits such as the **elimination of Adult Dental**
 - **Beneficiary co-pays** for all doctor visits, which includes **\$50 emergency room co-pays**
 - **Rate reductions to providers and plans**
 - Many Medi-Cal providers have seen rate cuts of **up to 10% at multiple levels of care**, including doctors, pharmacies and some hospital services





Alameda County
Health Care
Services
Agency

Medi-Cal & Healthy Families


Human Impacts in Alameda County

- Medi-Cal has imposed a **limit of seven doctor visits per year** and a **\$1,510 limit on hearing aids**
- Medi-Cal benefits such as Adult Day Health, Podiatry, Optometry, Adult Dental, and Acupuncture **have been eliminated**
- **Wait times** for primary and specialty care have increased, driving patients to utilize **higher cost care**
- The Healthy Families program has seen **increased premiums** in recent years and for Fiscal Year 2012-13 there is a **proposal to eliminate the program and move all eligible children to Medi-Cal, with a rate cut to providers**



Overview

- CalWORKs provides time-limited **cash aid** and **employment** services to adults with children to Promote self-sufficiency
- CalWORKs families may also receive MediCal and CalFresh (food stamp) benefits



CalWORKs

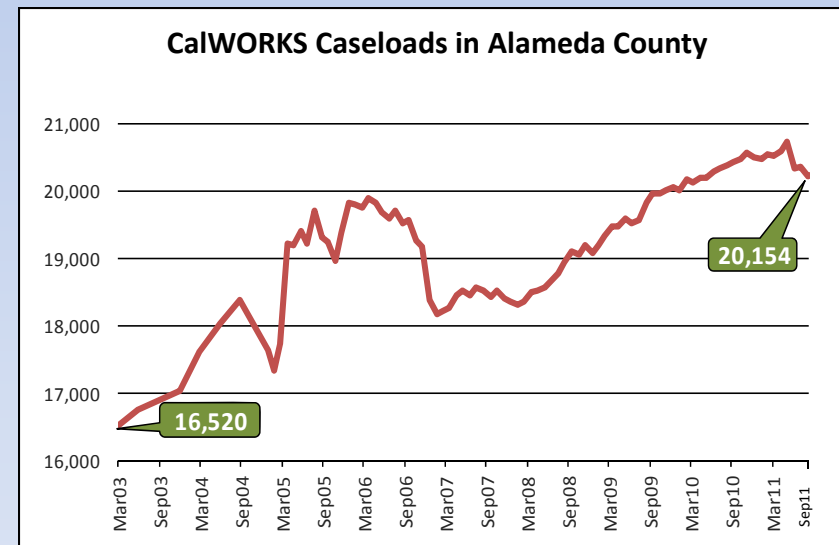
Summary of Cuts

- In 2009, State implemented a **4% grant cut**
- In 2011, State implemented an additional **8% cut**
- In 2011, State implemented **reducing time limit for aid to adults** from 60 months to 48 months
- In 2011, State implemented **suspending funding** for the Cal-Learn program for pregnant and parenting teens
- In 2012, the Governor proposed significant changes and cuts to the CalWORKs program



Human Impacts in Alameda County

- The number of clients has risen during the recession from 42,884 in December 2006 to 43,671 individuals in February 2012
- In the **City of Oakland** during this same period, the number of clients went up slightly from 21,352 to 21,575 individuals
- Current average monthly grant is **\$453** – too small to provide basic necessities for most families



CalWORKs

Potential 2012 Human Impacts in Alameda County

- **County CalWORKs clients would lose \$32 million in direct aid**
 - In the **City of Oakland** this would mean about **\$16,259,000**
 - Example: a family with single mom with two children now receives \$638 per month. After two years, unless the adult was working over 30 hours a week, **the grant would drop to \$392 per month**
- **2,500 adults would lose aid in October**
 - **1,184 live in the City of Oakland**
- **10,580 children would lose 27% of their aid**
 - **5,688 live in the City of Oakland**



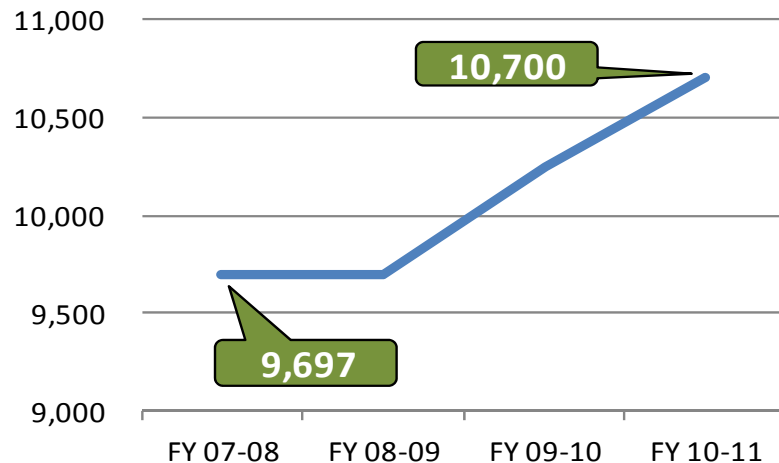


Alameda County
Health Care
Services
Agency

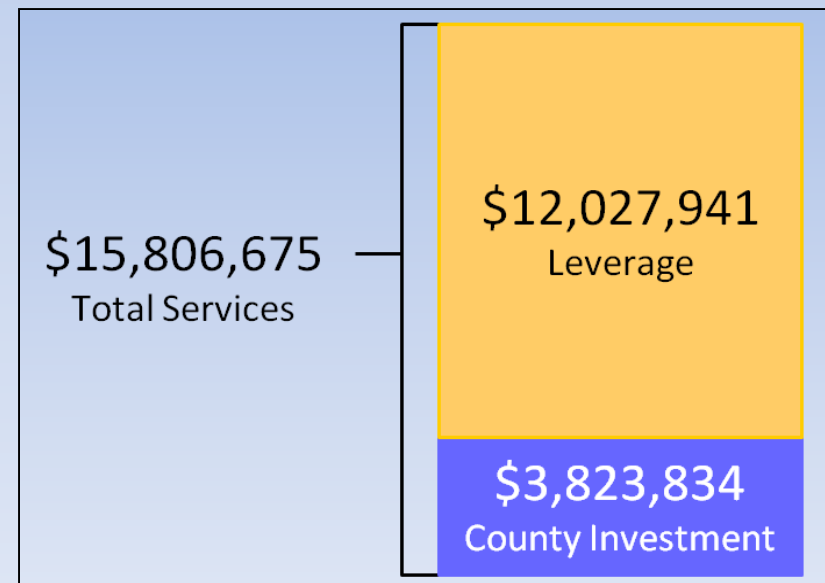
Children's Behavioral Health

Overview

- **Nearly 11,000 children** and youth received behavioral health services in Alameda County over the past 4 years:



- Funded in large part by federal and state pediatric services for low-income children





Alameda County
Health Care
Services
Agency

Children's Behavioral Health

- **Alameda County School Health Services Coalition**
 - Mission is to strengthen and expand school-based behavioral practice, finance, evaluation and policy
 - **Mental health service provider to over 150 schools across 12 school districts**





Alameda County
Health Care
Services
Agency

Children's Behavioral Health

Summary of Cuts

- Federal and State expansion cut
- **State has failed to reimburse county \$35 million**
- Alcohol/drug service programs to lose \$700,000

Human Impacts in Alameda County

- **22,000 more children to become Eligible for Medi-Cal with NO additional funding from the state**
- Programs for foster care and juvenile offenders now on hold
- Burden now shifting to school districts





Child Care & Preschool Services

Overview

- **Child care serves economic and social purposes:**
 - Support for parental employment
 - Foundation for children's healthy development
- **Over 12,000 Alameda County low-income children (0-12 years) receive child care and preschool services through State subsidies.**
- The State Department of Education funds child care and preschool services through:
 - **Centers** (direct reimbursement)
 - **Vouchers** from local agencies
 - Ex. Licensed centers, family child-care homes, relative, friend or neighbor





Child Care & Preschool Services

Summary of Cuts

- The Governor proposes cutting child care by **\$517 million and 61,000 slots statewide**, including:
 - **Stricter focus on work**
 - **Lower reimbursement rates**
 - **More work for single parents**
 - 30 hours/week for children over 6 years old
 - 20 hours/week for children under 6 years old
 - **Removal of the current “infant” exemption**
 - **Lower income eligibility threshold**
 - **\$37,060 annually for a family of 3**





Child Care & Preschool Services

Human Impacts in Alameda County

- Alameda County:
 - **\$34 million lost (one-third of slots for low-income children)**
 - Nearly 3,500 children would lose care
 - Over 5,700 children are still on the waiting list for child care assistance
- City of Oakland:
 - 4,737 children currently served
 - **1,449 children or 31% would lose services**
 - **1,605 children are still on the waiting list for child care assistance at last count**



Legislative and Judicial Update

- Overview of climate in Sacramento
- Recent legislative and judicial action
- Highlight advocacy efforts



Question & Answer

County of Alameda FINAL BUDGET 2011-2012



100 Families Alameda County: Art & Social Change brings together diverse, intergenerational families to create art together while strengthening the health of families and communities. Images show family members and neighbors, their completed artworks, and sections of the Highland Hospital community mural.

Adopted by the Board of Supervisors

Call to Action

Governor Jerry Brown

http://gov.ca.gov/m_contact.php

Senator Loni Hancock

Senator.hancock@sen.ca.gov

Assemblymember Sandre Swanson

Assemblymember.swanson@assembly.ca.gov

Senate Budget Committee Chair Mark Leno

Senator.leno@sen.ca.gov

Assembly Budget Committee Chair Bob Blumenfield

Assemblymember.blumenfield@assembly.ca.gov

